







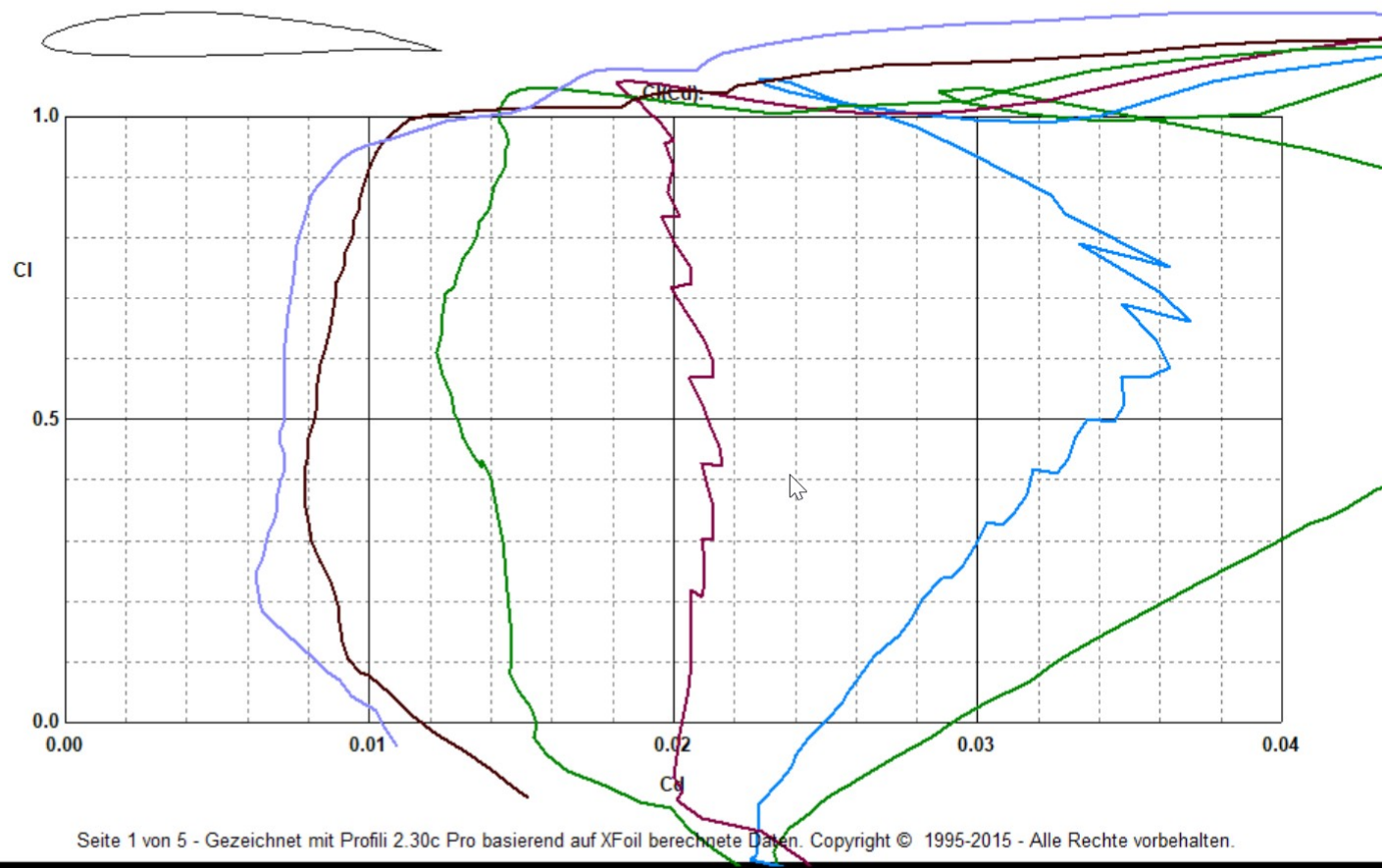
E374-flap-flap

MaxFlächendicke 10.92% at 35.3% der Flächentiefe

Max Wölbung 2.21% at 38.6% der Flächentiefe

Mach = 0.0000 - NCrit = 9.00

Re 50000 =  Re 70000 =  Re 100000 = 
Re 150000 =  Re 300000 =  Re 500000 = 



E374

MaxFlächendicke 10.92% at 37.1% der Flächentiefe

Max Wölbung 2.21% at 40.2% der Flächentiefe

Mach = 0.0000 - Ncrit = 9.00

Re 50000 = — Re 70000 = — Re 100000 = —
 Re 150000 = — Re 300000 = — Re 500000 = —

